



# Cambridge IGCSE™

CANDIDATE  
NAME


--

CENTRE  
NUMBER

--	--	--	--	--

CANDIDATE  
NUMBER

--	--	--	--



**MATHEMATICS**

**0580/41**

Paper 4 (Extended)

**May/June 2022**

**2 hours 30 minutes**

You must answer on the question paper.

You will need: Geometrical instruments

## INSTRUCTIONS

- Answer **all** questions.
- Use a black or dark blue pen. You may use an HB pencil for any diagrams or graphs.
- Write your name, centre number and candidate number in the boxes at the top of the page.
- Write your answer to each question in the space provided.
- Do **not** use an erasable pen or correction fluid.
- Do **not** write on any bar codes.
- You should use a calculator where appropriate.
- You may use tracing paper.
- You must show all necessary working clearly.
- Give non-exact numerical answers correct to 3 significant figures, or 1 decimal place for angles in degrees, unless a different level of accuracy is specified in the question.
- For  $\pi$ , use either your calculator value or 3.142.

## INFORMATION

- The total mark for this paper is 130.
- The number of marks for each question or part question is shown in brackets [ ].

This document has **20** pages. Any blank pages are indicated.

1 (a) The list shows 15 midday temperatures, in degrees Celsius, in Suntown.

17 21 21 18 23 22 25 19  
 21 17 19 18 21 24 23

(i) Complete the stem-and-leaf diagram to show this information.

1	7
2	

Key: 1|7 represents 17°C

[2]

(ii) Find the median.

..... °C [1]

(iii) Find the upper quartile.

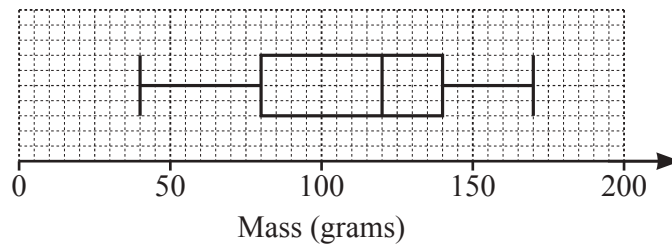
..... °C [1]

(iv) Rahul draws a pie chart to show this information.

Calculate the sector angle for the number of days the temperature is 18°C.

..... [2]

(b)



The box-and-whisker plot shows information about the masses, in grams, of some apples.

(i) Find the median.

..... g [1]

(ii) Find the range.

..... g [1]

(iii) Find the interquartile range.

..... g [1]

- (c) (i) The time,  $t$  minutes, spent on homework in one week by each of 200 students is recorded. The table shows the results.

Time ( $t$ minutes)	$40 < t \leq 60$	$60 < t \leq 80$	$80 < t \leq 90$	$90 < t \leq 100$	$100 < t \leq 150$
Frequency	6	10	70	84	30

Calculate an estimate of the mean.

..... min [4]

- (ii) A new table with different class intervals is completed.

Time ( $t$ minutes)	$40 < t \leq 90$	$90 < t \leq 150$
Frequency	86	114

On a histogram the height of the bar for the  $40 < t \leq 90$  interval is 17.2 cm.

Calculate the height of the bar for the  $90 < t \leq 150$  interval.

..... cm [2]

- 2 (a) Alex, Bobbie and Chris share strawberries in the ratio Alex : Bobbie : Chris = 3 : 2 : 2.  
Chris receives 12 strawberries.

Calculate the total number of strawberries shared.

..... [2]

- (b) In a sale, a shop reduces all prices by 12%.

- (i) Dina buys a book which has an original price of \$6.50 .

Calculate how much Dina pays for the book.

\$ ..... [2]

- (ii) Elu pays \$11 for a toy.

Calculate the original price of the toy.

\$ ..... [2]

- (c) Feri invests some money.

The rate of interest for the first year is 2.5%.

At the end of the second year the overall percentage increase of Feri's investment is 6.6%.

Find the rate of interest for the second year.

..... % [2]

(d) A radioactive substance decays at an exponential rate of 2% per day. The initial mass is 80 g.

(i) Find the mass at the end of 5 days.

..... g [2]

(ii) Find how many **more** whole days, after day 5, it takes for the mass to reduce to less than 67 g.

..... [3]

- 3 (a) Geeta buys  $x$  apples,  $(x + 7)$  oranges and  $(2x - 1)$  bananas.  
The total number of pieces of fruit Geeta buys is 30.

(i) Find the number of apples Geeta buys.

..... [3]

- (ii) The cost of one apple is 15 cents.  
The cost of one orange is 18 cents.  
The total cost of all the fruit is \$5.55 .

Find the cost, in cents, of one banana.

..... cents [3]

(b) (i) Solve.

$$\frac{3w}{16} - 1 = \frac{1}{2}$$

$w =$  ..... [2]

(ii) 
$$\frac{3(2^{-y})}{16} - 1 = \frac{1}{2}$$

Find the value of  $y$ .

$y =$  ..... [2]

(c) (i) Solve the simultaneous equations.

$$\begin{aligned} 2p + q &= 2 \\ p - q &= -\frac{1}{2} \end{aligned}$$

$$p = \dots\dots\dots$$

$$q = \dots\dots\dots [2]$$

(ii) Hence, for  $0^\circ \leq u \leq 360^\circ$  and  $0^\circ \leq v \leq 360^\circ$ , solve the simultaneous equations.

$$\begin{aligned} 2 \sin u + \cos v &= 2 \\ \sin u - \cos v &= -\frac{1}{2} \end{aligned}$$

$$u = \dots\dots\dots \text{ or } u = \dots\dots\dots$$

$$v = \dots\dots\dots \text{ or } v = \dots\dots\dots [4]$$

4       $f(x) = 2x - 1$        $g(x) = 3x - 2$        $h(x) = \frac{1}{x}, x \neq 0$        $j(x) = 5^x$

(a) Find

(i)  $f(2)$ ,

..... [1]

(ii)  $gf(2)$ .

..... [1]

(b) Find  $g^{-1}(x)$ .

$g^{-1}(x) =$  ..... [2]

(c) Find  $x$  when  $h(x) = j(-2)$ .

$x =$  ..... [2]

(d) Write  $f(x) - h(x)$  as a single fraction.

..... [2]



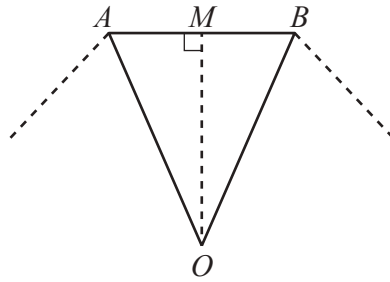
(e) Find the value of  $jj(2)$ .

..... [1]

(f) Find  $x$  when  $j^{-1}(x) = 4$ .

$x =$  ..... [2]

- 5 (a)  $ABCDEFGH$  is a regular octagon with sides of length 6 cm. The diagram shows part of the octagon.  $O$  is the centre of the octagon and  $M$  is the midpoint of  $AB$ .



NOT TO SCALE

- (i) (a) Show that angle  $OAM$  is  $67.5^\circ$ .

[2]

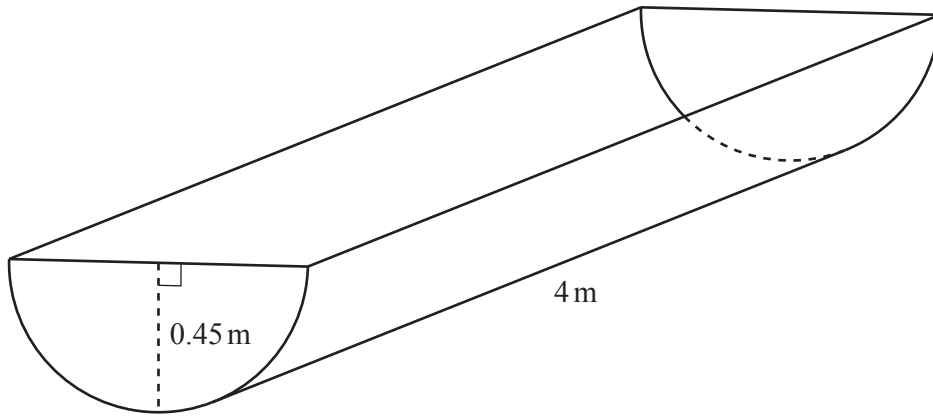
- (b) Calculate the area of the octagon.

.....  $\text{cm}^2$  [4]

- (ii) Find the area of the circle that passes through the vertices of the octagon.

.....  $\text{cm}^2$  [3]

(b)



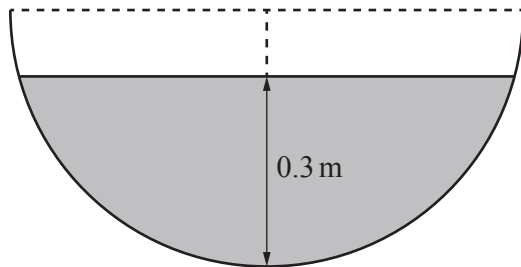
NOT TO SCALE

The diagram shows a horizontal container for water with a uniform cross-section. The cross-section is a semicircle. The radius of the semicircle is 0.45 m and the length of the container is 4 m.

(i) Calculate the volume of the container.

..... m<sup>3</sup> [2]

(ii)



NOT TO SCALE

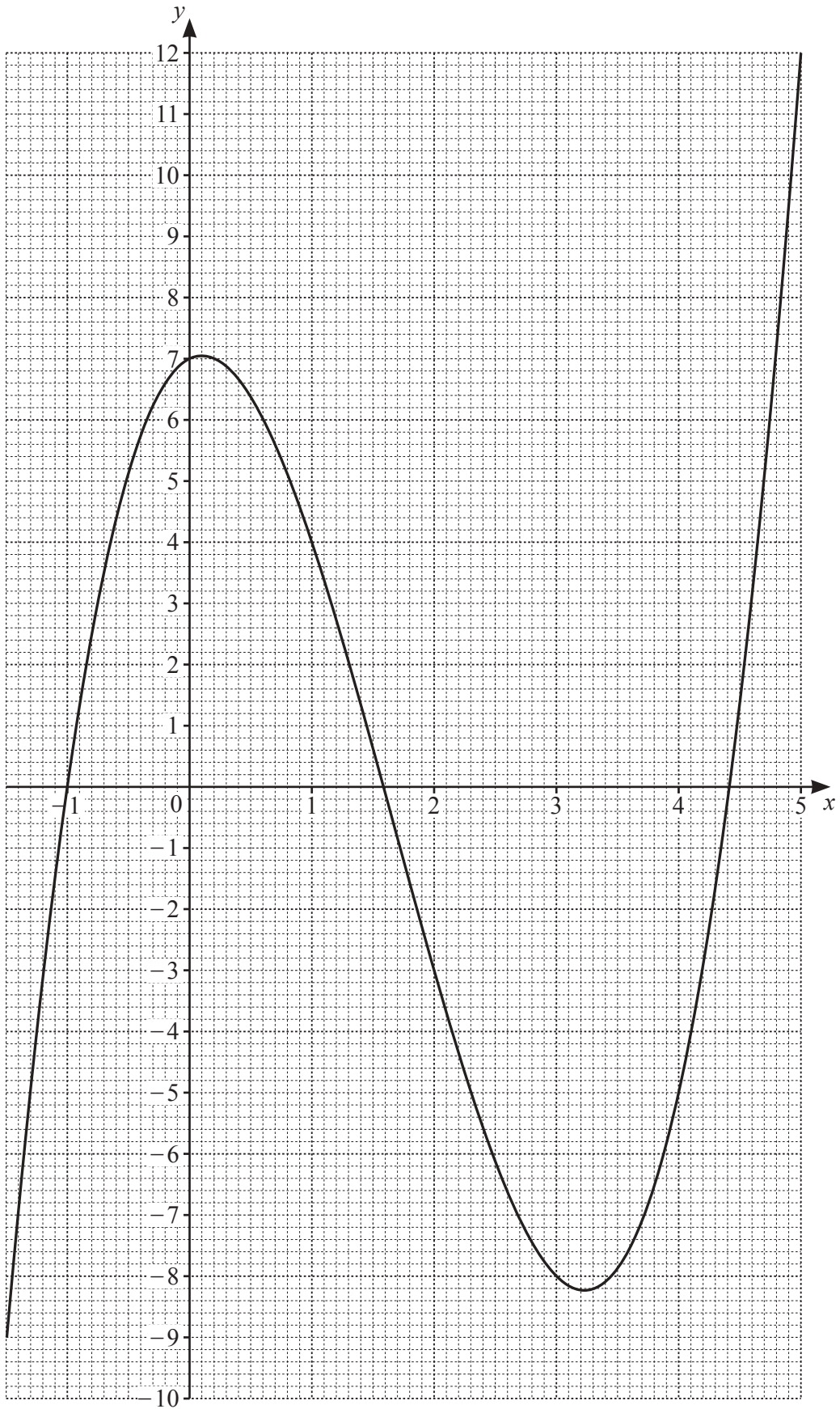
The greatest depth of the water in the container is 0.3 m. The diagram shows the cross-section.

Calculate the number of litres of water in the container. Give your answer correct to the nearest integer.

..... litres [6]

[Turn over

6 (a)



The diagram shows the graph of  $y = f(x)$  for  $-1.5 \leq x \leq 5$ .

(i) Find  $f(2)$ .

..... [1]

(ii) Solve the equation  $f(x) = 0$  for  $-1.5 \leq x \leq 5$ .

$x = \dots\dots\dots$  or  $x = \dots\dots\dots$  or  $x = \dots\dots\dots$  [3]

(iii)  $f(x) = k$  has three solutions for  $-1.5 \leq x \leq 5$  where  $k$  is an integer.

Find the smallest possible value of  $k$ .

$k = \dots\dots\dots$  [1]

(iv) On the grid, draw a line  $y = mx$  so that  $f(x) = mx$  has exactly one solution for  $-1.5 \leq x \leq 5$ . [2]

(b)  $y = 3x^2 - 12x + 7$

(i) Find the value of  $\frac{dy}{dx}$  when  $x = 5$ .

..... [3]

(ii) Find the coordinates of the point on the graph of  $y = 3x^2 - 12x + 7$  where the gradient is 0.

( ..... , ..... ) [2]

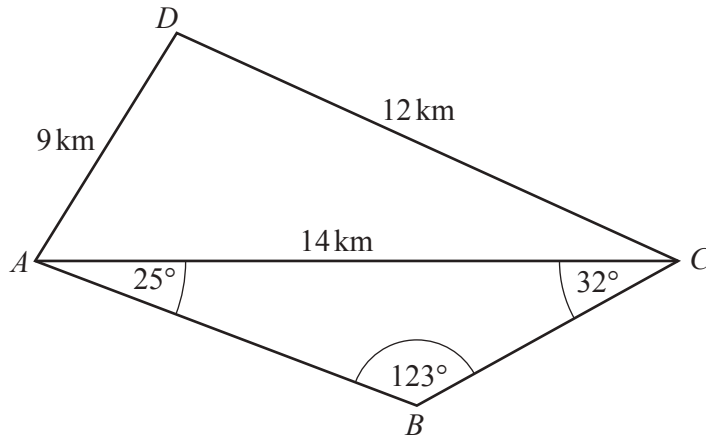
(c) When  $y = 2x^p + qx^2$ ,  $\frac{dy}{dx} = 14x^6 + 6x$ .

Find the value of  $p$  and the value of  $q$ .

$p = \dots\dots\dots$

$q = \dots\dots\dots$  [2]

7



NOT TO SCALE

(a) Calculate angle  $ACD$ .

Angle  $ACD = \dots\dots\dots$  [4]

(b) Show that  $BC = 7.05$  km, correct to 2 decimal places.

[3]

(c) Calculate the shortest distance from  $B$  to  $AC$ .

..... km [3]

(d) Calculate the length of the straight line  $BD$ .

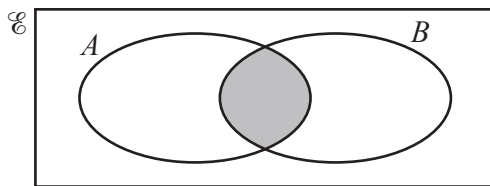
$BD =$  ..... km [4]

(e)  $C$  is due east of  $A$ .

Find the bearing of  $D$  from  $C$ .

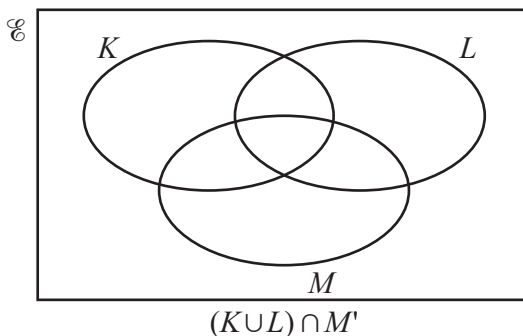
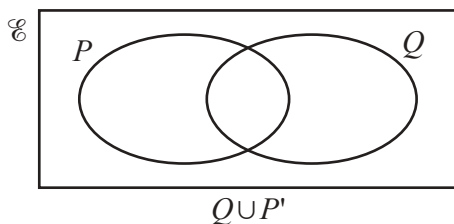
..... [2]

8 (a) (i) Use set notation to describe the shaded region in the Venn diagram.




..... [1]

(ii) Shade the correct region in each Venn diagram.



[2]

(b)



The diagram shows 11 cards.

(i) One of these cards is chosen at random.

Write down the probability that the letter on the card is **not** A.

..... [1]

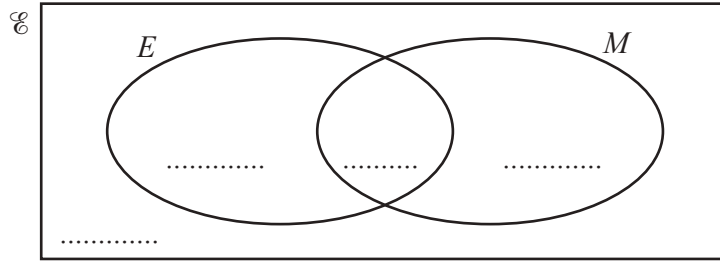
(ii) A card is chosen at random from these 11 cards and then replaced. A second card is then chosen at random.

Find the probability that exactly one card has the letter N.

..... [3]



(c)



50 students are asked if they like English ( $E$ ) and if they like mathematics ( $M$ ).  
 3 say they do not like English and do not like mathematics.  
 33 say they like English.  
 42 say they like mathematics.

(i) Complete the Venn diagram. [2]

(ii) A student is chosen at random.

Find the probability that this student likes English and likes mathematics.

..... [1]

(iii) Two students are chosen at random.

Find the probability that they both like mathematics.

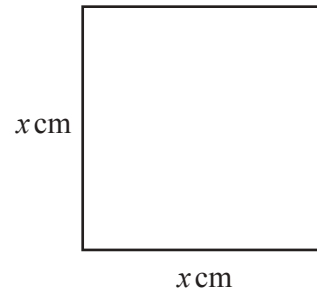
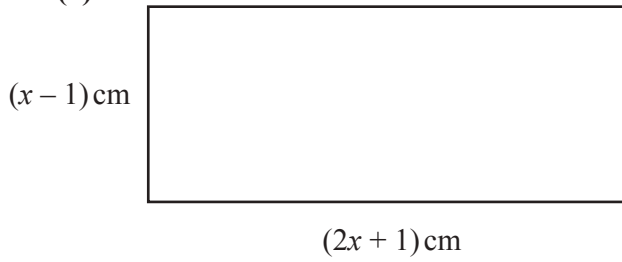
..... [2]

(iv) Two students who like English are chosen at random.

Find the probability that they both also like mathematics.

..... [2]

9 (a)

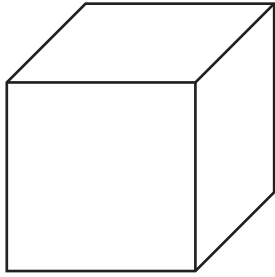
NOT TO  
SCALE

The area of the rectangle is  $29 \text{ cm}^2$  greater than the area of the square.  
The difference between the perimeters of the two shapes is  $k \text{ cm}$ .

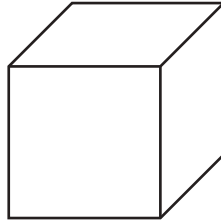
Find the value of  $k$ .  
You must show all your working.

$k = \dots\dots\dots$  [6]

(b)



$(y + 1)\text{cm}$



$y\text{cm}$

NOT TO  
SCALE

The volume of the larger cube is  $5\text{ cm}^3$  greater than the volume of the smaller cube.

(i) Show that  $3y^2 + 3y - 4 = 0$ .

[4]

(ii) Find the volume of the smaller cube.  
Show all your working and give your answer correct to 2 decimal places.

.....  $\text{cm}^3$  [4]